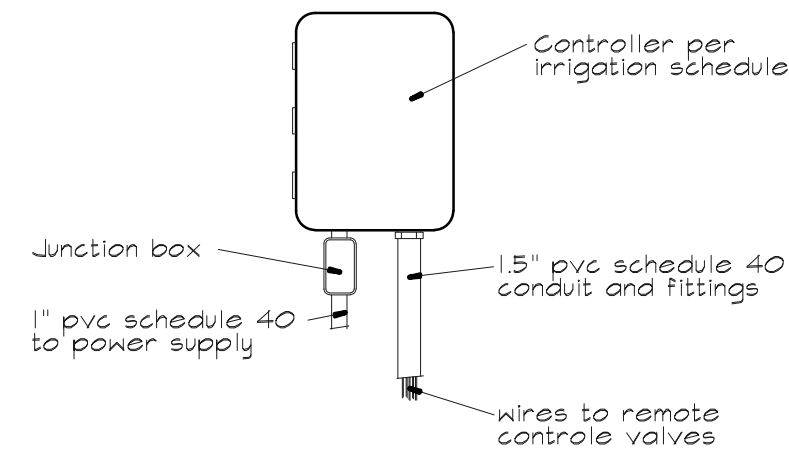
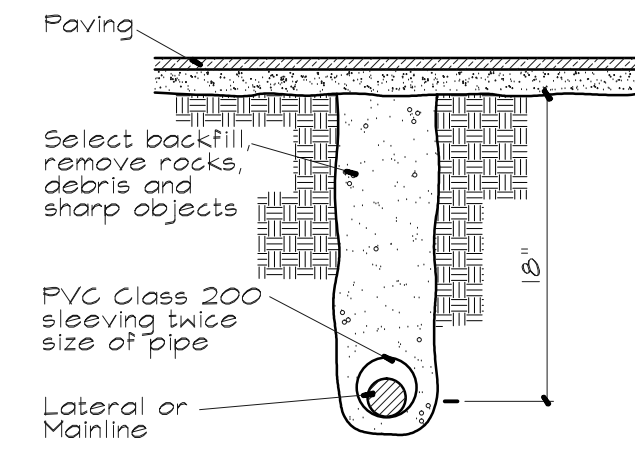


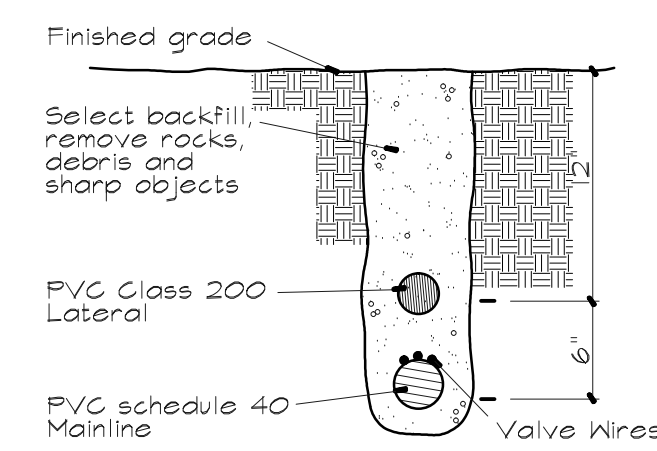
POP-UP SPRAY SPRINKLER
No Scale



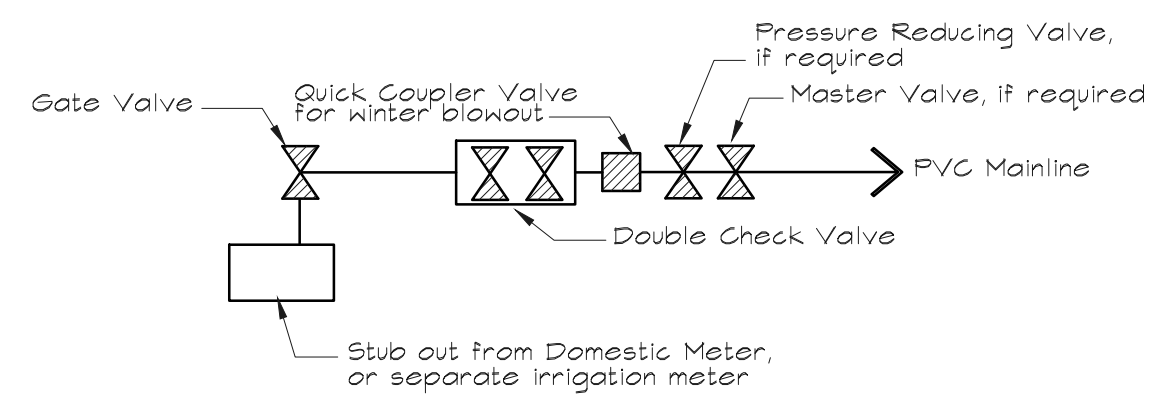
WALL MOUNT CONTROLLER
No Scale



SLEEVING DETAIL
No Scale



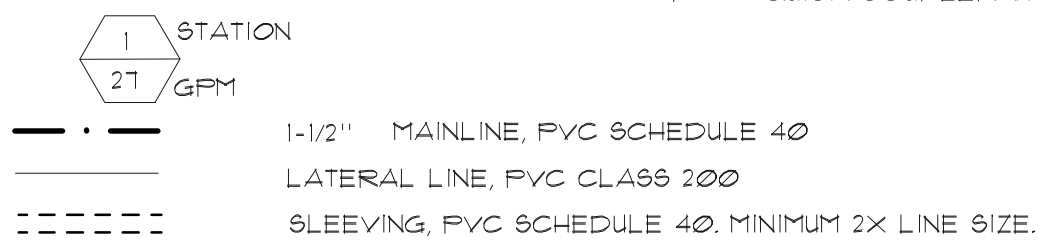
TRENCHING DETAIL
No Scale




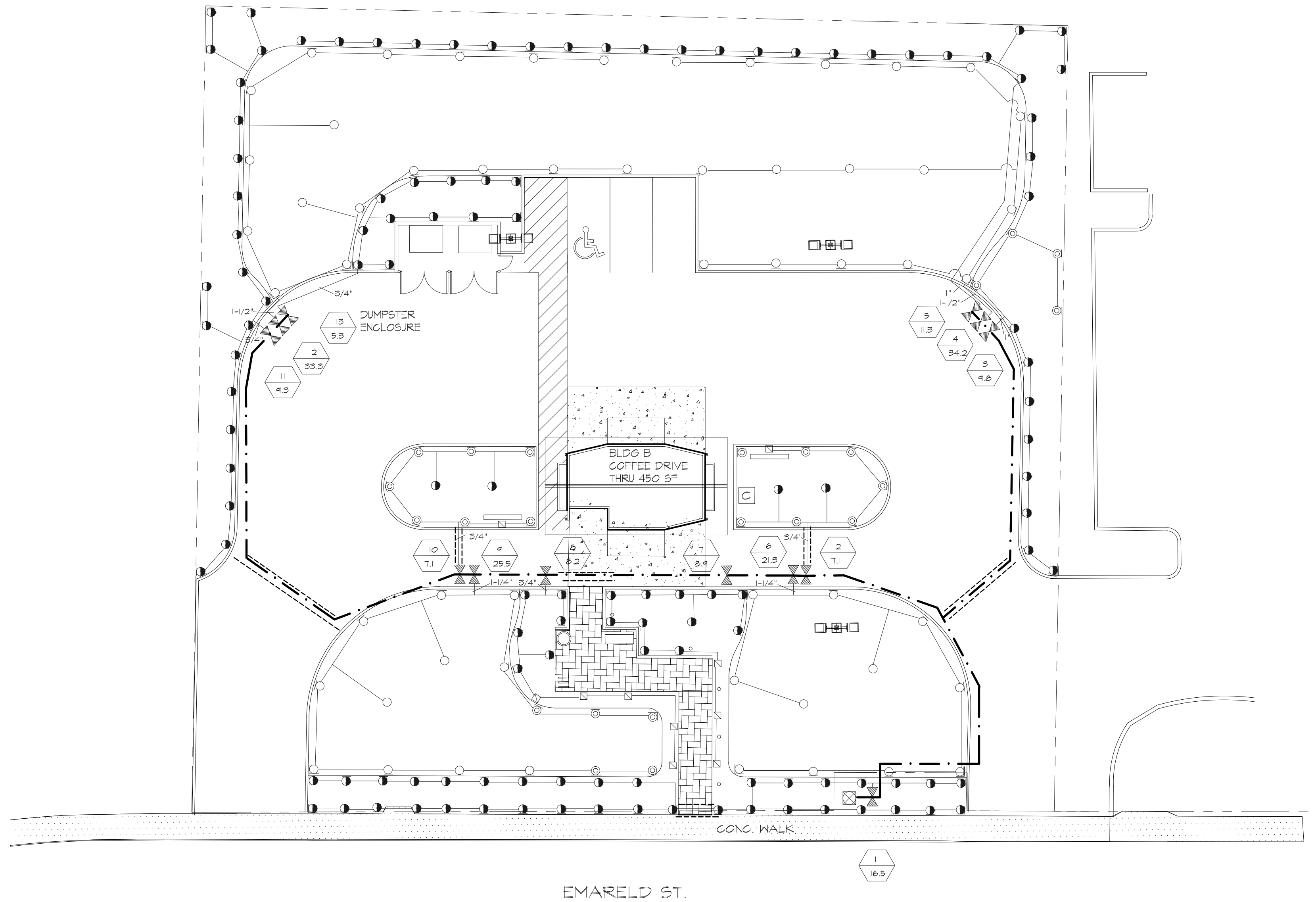
POINT OF CONNECTION
No Scale

IRRIGATION SCHEDULE

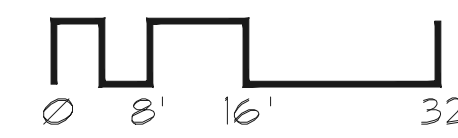
SYMBOL	DESCRIPTION	RADIUS	GPM	PSI
⊙	RAINBIRD 3500 SERIES POP-UP, 3.0 NOZZLE, 4" POP-UP	31'	2.6	35
⊙	RAINBIRD 1800 MPR 15" SERIES POP-UP, 4" LAWN, 6" G.C.	15'	1.85H	30
⊙	RAINBIRD 1800 MPR 12" SERIES POP-UP, 4" LAWN, 6" G.C.	12'	1.30H	30
⊙	RAINBIRD 1800 MPR 10" SERIES POP-UP, 4" LAWN, 6" G.C.	10'	0.79H	30
⊙	RAINBIRD 1800 MPR 8" SERIES POP-UP, 4" LAWN, 6" G.C.	8'	0.52H	30
⊙	RAINBIRD 1800 MPR 5" SERIES POP-UP, 4" LAWN, 6" G.C.	5'	0.24	30
⊙	RAINBIRD 1800 MPR SIDE STRIP POP-UP, 4" LAWN, 6" G.C.	9'x18'	1.73	30
⊙	RAINBIRD 1800 MPR SIDE STRIP POP-UP, 4" LAWN, 6" G.C.	4'x30'	1.21	30
⊙	RAINBIRD 1800 MPR END STRIP POP-UP, 4" LAWN, 6" G.C.	4'x15'	0.61	30
⊙	RAINBIRD PEB SERIES PLASTIC VALVES			
⊙	RAINBIRD ESP MODULAR SERIES 13 STATION CONTROLLER - CONFIRM LOCATION			
⊙	POINT OF CONNECTION: 1" IRRIGATION METER - CONFIRM LOCATION			
⊙	1" FEBCO 890 DOUBLE CHECK VALVE			
⊙	1" QUICK COUPLER VALVE			



- CONFIRM EXACT LOCATION OF P.O.C., CONTROLLER, AND WATER PRESSURE AT P.O.C.
- ALL VALVES IN 'AMETEK' OR 'CARSON' BOXES SET AT FINISHED GRADE.
- ALL WORK PER PLANS, LOCAL CODES AND MANUFACTURER'S SPECS.
- PRESSURE TEST BEFORE BACKFILLING.
- PLAN IS DIAGRAMMATIC. ADJUST LINE AND HEAD LOCATIONS AS NECESSARY TO ASSURE PROPER COVERAGE AND CONFORM WITH ACCEPTED CONSTRUCTION PRACTICES.




IRRIGATION PLAN
SCALE: 1"=16'



job no.	drawn	checked	date	revision	date
	KL		11/24/20		

BIGFOOT JAVA
2840 EMERALD STREET
MILTON, WASHINGTON

STATE OF WASHINGTON
REGISTERED LANDSCAPE ARCHITECT
KEN LONEY, ARCHITECT
CERTIFICATE NO. 383



MAIN STREET DESIGN
LANDSCAPE ARCHITECTURE
9402 Tidal Court,
Bainbridge Is., WA 98110
(206) 842-7886

Sheet
IRRIGATION PLAN

L-2